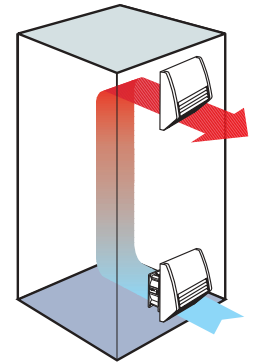




- **Very low noise**
- **Minimal depth in enclosure**
- **Functional design**
- **Time-saving installation**



Enclosure air-conditioning using a filter fan and exit filter

Filter fans are used to provide an optimum climate in enclosures. The interior temperature of an enclosure can be reduced by channelling cooler filtered outside air into the enclosure thus expelling heated internal air. The resulting air flow prevents formation of localised hot pockets and protects the electronic components from overheating.



Technical Data

Axial fan, ball bearing	service life min. 50,000h at 25°C/77°F (65% RH) fan body aluminium, rotor plastic
Connection	2 wires with pressure clamps 2.5mm², length 100mm
Filter fan and exit filter casing	Plastic according to UL94 V-0, light grey
Mounting frame	with double industrial adhesive band for fixing to the outside of enclosure; certain operating circumstances can make the additional use of screws necessary (see drilling template); included in the delivery of the filter fans is a template for the enclosure cut-out
Filter mat	G4 acc. to DIN EN 779, filtering degree 94%
Filter material	synthetic fibre with progressive construction, temperature resistant to 100°C, self-extinguishing class F1; moisture resistant to 100% RH, reusable – cleaning by washing or vacuuming
Operating/Storage temperature	-45 to +70°C (-49 to +158°F)
Prot. Type / Protection class	IP54* / I (earthed)

*Using fine filter mats type F5 increases the protection type to IP55, but reduces the air volume.

Special features

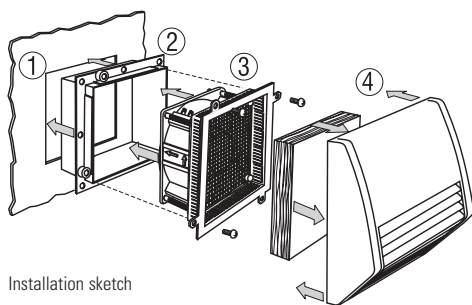
The **self-adhesive seal** of the mounting frame prevents dust and water from entering the cabinet.

Functional design of the intake and exit fan hoods very effectively prevents direct intrusion of falling water and dust. The advantage is that the filter mat does not get so quickly contaminated with dirt and thus does not need to be exchanged so often.

The **air channelling** makes the filter fan particularly quiet in operation.

Functional and **modern design** enables time-saving assembly and maintenance.

All filter fan models are also available with **integrated airflow monitor**.



Installation sketch

Time-saving assembly and maintenance

STEGO's filter fans are easily connected and installed **from outside** the cabinet.

- 1.) Make cut-out in the cabinet wall. The cut edge of the cabinet opening should be free of dirt, filings and grease. A template for the enclosure cut-out is included in the delivery of the filter fan.
- 2.) Remove protective film from the sealing strips on the mounting frame. Press mounting frame into the cabinet opening. The frame stays permanently in the cabinet.
- 3.) Electrically connect the axial fan using the clip connectors. Push the unit into the mounting frame. Fix using screws.
- 4.) Insert the filter mat in the hood. Clip on. Finished.

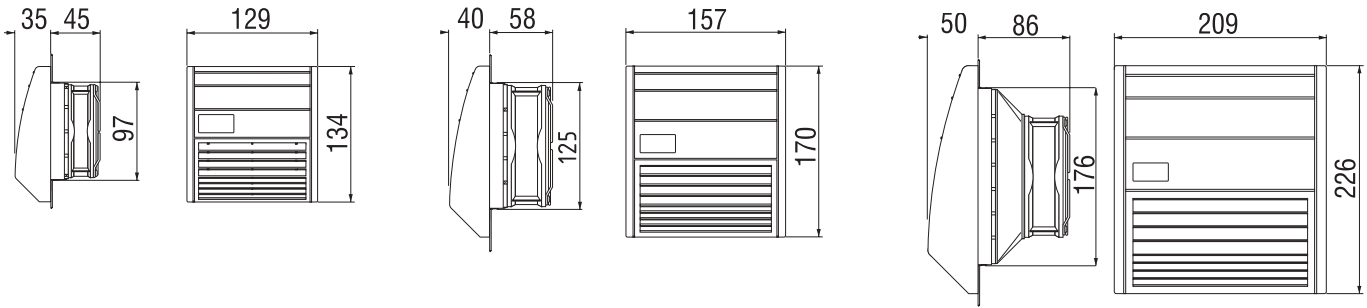
Cleaning and changing the filter mat is quickly done. To change the filter mat simply remove the filter hood, insert the new mat and snap the hood back again. No tools required. Assembly and maintenance can easily be carried out by one person from outside.

Filter Fan FF 018 Series

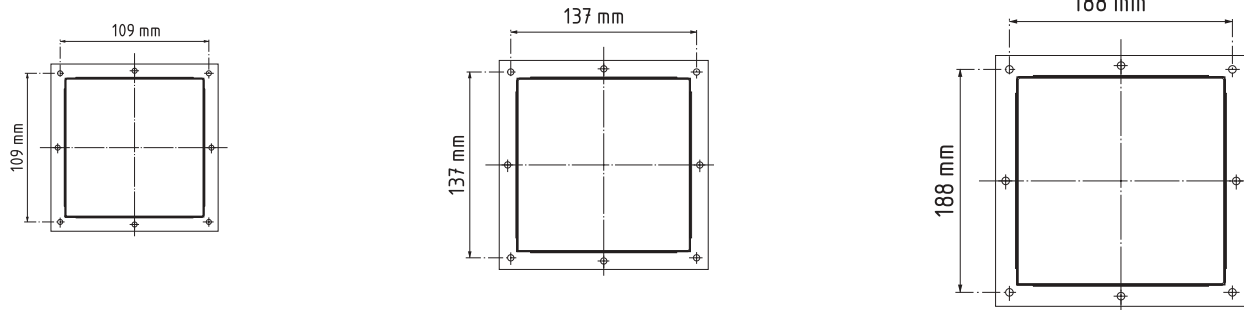
Art. No.	Operating voltage	Air volume, free flow	Air volume with exit filter	Current consumption	Power consumption	Average noise level (DIN EN ISO 4871)	Depth in enclosure	Enclosure cut-out	Weight (approx.)	Approvals
01800.0-00	230VAC, 50Hz	21m³/h	16m³/h	80mA	13W	31dB (A)	45mm	97 x 97mm + 0.4	0.60kg	VDE + UL File No. E234324
01801.0-00	230VAC, 50Hz	55m³/h	42m³/h	100mA	15W	40dB (A)	58mm	125 x 125mm + 0.4	1.00kg	VDE + UL File No. E234324
01802.0-00	230VAC, 50Hz	102m³/h	68m³/h	100mA	15W	39dB (A)	86mm	176 x 176mm + 0.4	1.30kg	VDE + UL File No. E234324
01800.0-01	120VAC, 50Hz	24m³/h	18m³/h	160mA	13W	31dB (A)	45mm	97 x 97mm + 0.4	0.60kg	UL File No. E234324
01801.0-01	120VAC, 50Hz	63m³/h	48m³/h	180mA	15W	40dB (A)	58mm	125 x 125mm + 0.4	1.00kg	UL File No. E234324
01802.0-01	120VAC, 50Hz	117m³/h	78m³/h	180mA	15W	39dB (A)	86mm	176 x 176mm + 0.4	1.30kg	UL File No. E234324

Filter Fan FF 018 Series

Dimensional Drawing



Drilling template for mounting frame



Exit Filter EF 118 Series

Art. No.	Depth in enclosure	Enclosure cut-out	Weight (approx.)	Filter mat	Protection type
11800.0-00	16mm	97 x 97mm + 0.4	0.30kg	G4 acc. to DIN EN 779, filtering degree 94%	IP54*
11801.0-00	16mm	125 x 125mm + 0.4	0.40kg	G4 acc. to DIN EN 779, filtering degree 94%	IP54*
11802.0-00	16mm	176 x 176mm + 0.4	0.60kg	G4 acc. to DIN EN 779, filtering degree 94%	IP54*

*Using fine filter mats type F5 increases the protection type to IP55, but reduces the air volume.

Filter Mats FM 086 / FFM 086

Filter mat	89 x 89mm	118 x 118mm	168 x 168mm
G4 (1 packing unit = 3 pcs.)	Art. No. 08600.0-00	Art. No. 08601.0-00	Art. No. 08602.0-00
F5 (1 packing unit = 3 pcs.)	Art. No. 08603.0-00	Art. No. 08604.0-00	Art. No. 08605.0-00

Filter Fan with Airflow Monitor FFLC 218 (Normally Closed)



Airflow monitor integrated in protective grille of filter fan, e.g. Art. No. 21800.0-00

Art. No.	Operating voltage	Air volume, free flow	Air volume with exit filter	Current consumption	Power consumption	Average noise level (DIN EN ISO 4871)	Depth in enclosure	Enclosure cut-out	Weight (approx.)
21800.0-00	230VAC, 50Hz	21m³/h	16m³/h	80mA	13W	31dB (A)	45mm	97 x 97mm + 0.4	0.60kg
21801.0-00	230VAC, 50Hz	55m³/h	42m³/h	100mA	15W	40dB (A)	58mm	125 x 125mm + 0.4	1.00kg
21802.0-00	230VAC, 50Hz	102m³/h	68m³/h	100mA	15W	39dB (A)	86mm	176 x 176mm + 0.4	1.30kg
21800.0-01	120VAC, 50Hz	24m³/h	18m³/h	160mA	13W	31dB (A)	45mm	97 x 97mm + 0.4	0.60kg
21801.0-01	120VAC, 50Hz	63m³/h	48m³/h	180mA	15W	40dB (A)	58mm	125 x 125mm + 0.4	1.00kg
21802.0-01	120VAC, 50Hz	117m³/h	78m³/h	180mA	15W	39dB (A)	86mm	176 x 176mm + 0.4	1.30kg

For technical data see Airflow Monitor LC 013/LCF 013 (Normally Closed, Normally Open)